

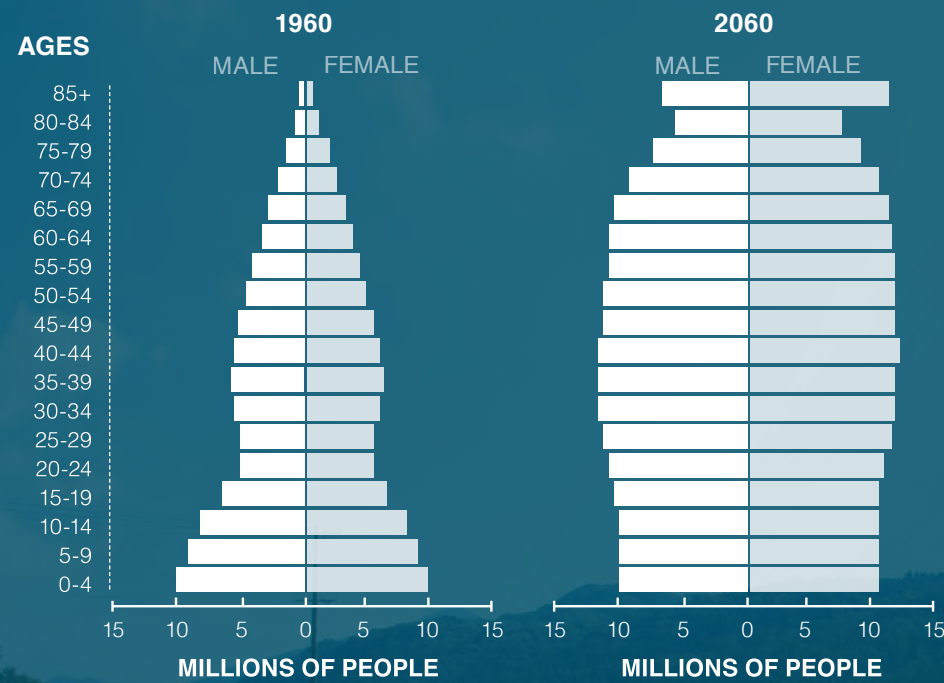
# Elder Abuse Statistics

## Population of Older Adults

Older adults age 65 or older comprise 14.9% of the total population in the USA.

Projections anticipate the percentage of the population age 65 and older to continue to grow in the coming decades.

From Pyramid to Pillar: A Century of Change  
Population of the United States



## Prevalence of Elder Abuse

At least 10% of adults age 65 and older will experience some form of elder abuse in a given year, with some older adults simultaneously experiencing more than one type of abuse.



## The Majority of Older Adults Live in the Community

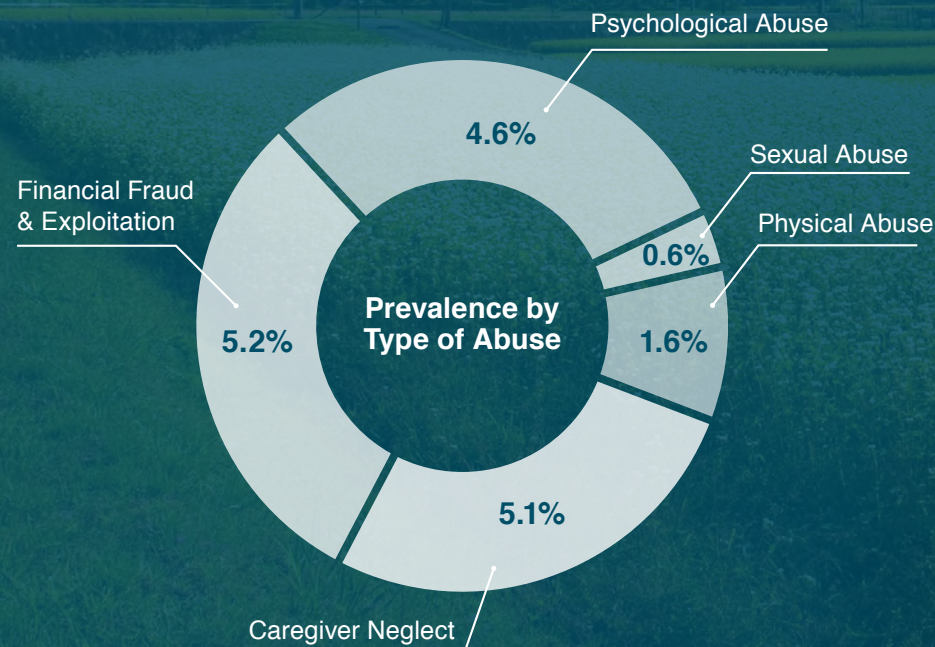
As over 90% of older adults reside in the community (as opposed to various forms of congregate living situations), most elder abuse is occurring among older adults living in the community.



## Definition and Prevalence of Elder Abuse

Elder abuse is "An intentional act or failure to act by a caregiver or another person in a relationship involving an expectation of trust that causes or creates a risk of harm to an older adult"[i]. It is a term under which five types of abuse are reflected[ii]:

- Caregiver Neglect
- Financial Fraud & Exploitation
- Psychological Abuse
- Sexual Abuse
- Physical Abuse




Rate of Underreported by Type of Elder Abuse

Caregiver Neglect	1:57
Financial Exploitation	1:44
Physical Abuse	1:20
Psychological Abuse	1:12

## The Consequences of Elder Abuse

The trauma of elder abuse may result in health issues such as a deterioration in health, hospitalization and increased mortality, clinical issues such as depression and suicide, social issues such as disrupted relationships, and financial loss, all leading to diminished independence and quality of life.





# Explore Age & Fraud Loss

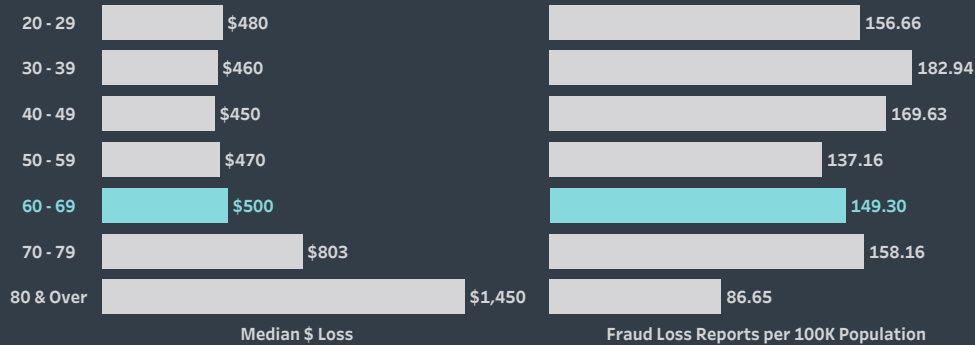
Source: FTC's Consumer Sentinel Network

Select Age:

Select Year:



2023

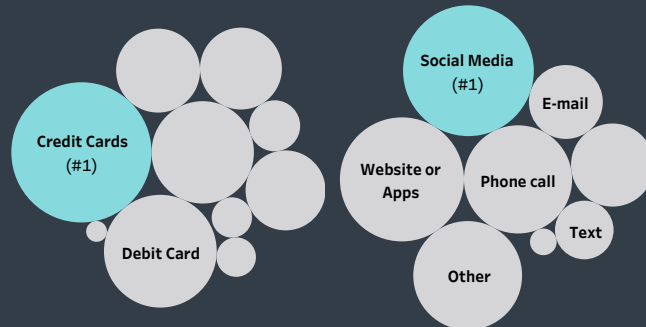


## Fraud affects every generation differently.

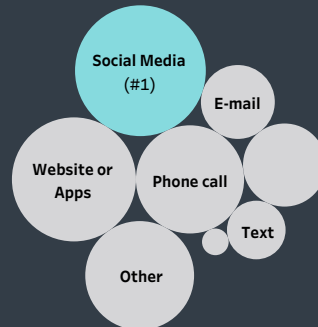
### Top Loss Reports for People Aged 60 - 69

- 1 Online Shopping
- 2 Business Imposters
- 3 Miscellaneous Investments & Investment Advice
- 4 Government Imposters
- 5 Romance Scams

### Payment Method



### Contact Method



Learn more about fraud at [ftc.gov/PassItOn](https://ftc.gov/PassItOn)

Not all reports include usable age information. Age comparisons in Fraud Loss Reports per 100K Population are based on (1) reports indicating any monetary loss, and (2) population estimates are based on U.S. Census Bureau population estimates for 2021.

Percentages are based on the number of people reporting a monetary loss by age and a payment/contact method.



# Explore Age & Fraud Loss

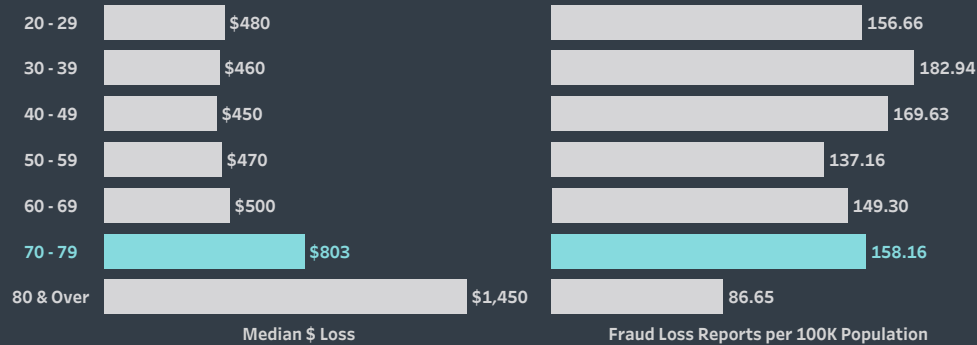
Source: FTC's Consumer Sentinel Network

Select Age:

Select Year:



2023

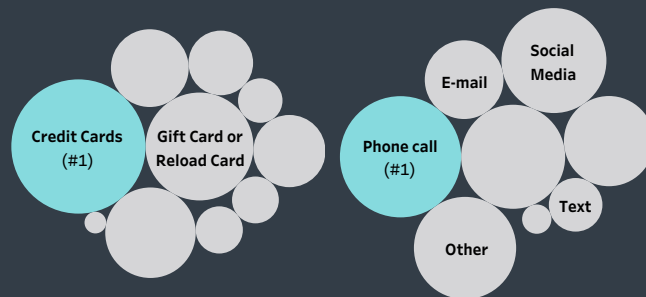


## Fraud affects every generation differently.

### Top Loss Reports for People Aged 70 - 79

- 1 Online Shopping
- 2 Business Imposters
- 3 Tech Support Scams
- 4 Government Imposters
- 5 Romance Scams

### Payment Method



### Contact Method

Learn more about fraud at [ftc.gov/PassItOn](https://ftc.gov/PassItOn)

Not all reports include usable age information. Age comparisons in Fraud Loss Reports per 100K Population are based on (1) reports indicating any monetary loss, and (2) population estimates are based on U.S. Census Bureau population estimates for 2021.

Percentages are based on the number of people reporting a monetary loss by age and a payment/contact method.